

ADA-SDCARD-USB



SD- and SDHC-Card adapter for USB 2.0

ES&S Solutions GmbH · Gewerbering 2 · 41751 Viersen · GERMANY · www.esskabel.de
fon: +49 (0)2162 - 266 18 0 · fax: +49 (0)2162 - 266 18 88 · info@esskabel.de

REV: 1.01 1/5
Copyright© 2016

DISCLAIMER:

In the absence of confirmation by device specification sheets, ES&S Solutions GmbH takes no responsibility for any defects that occur in equipment using any of ES&S's devices, shown in catalogs, data books, etc. Contact ES&S in order to obtain the latest device specification sheets before using any ES&S's device. ES&S reserves the right to make changes in the specifications, characteristics, data, materials, structures and other contents described herein at any time without notice in order to improve design or reliability. Contact ES&S in order to obtain the latest specification sheets before using any ES&S's device. Manufacturing locations are also subject to change without notice. Observe the following points when using any device in this publication. ES&S takes no responsibility for damage caused by improper use of the devices. ES&S's devices shall not be used for equipment that requires extremely high level of reliability, such as: -Military and space applications -Nuclear power control equipment -Medical equipment for life support

1. Functional description

This SD/SDHC-card is designed to meet the special requirements and standards of industrial applications.

Pros:

- small dimensions
- the adapter board is placed on a rack for panel mounting
- supports SD- and SDHC memory cards til 32 GB, transmission rate 17 Mbits
- can be minimized by removing the mounting ears (separated by V-slot)
- • adapter can be used without rack
- • alternative mounting possibility
- connection via USB-connector or USB-pin header on the motherboard
- customized cable assembly possible

Technical data:

Side 1: push-lock/push-eject connector for SD/SDHC-card

Side 2: Molex, 5 pin connector, 53048/53261 series

- SMT signal LED for access indication
- rack ubckzded (M3 holes)
- 2 M3 screws for panel mounting included
- Dimensions (with rack) h = 11.00 mm, l = 47.00 mm, w = 40.00 mm

Scope of delivery:

Adapter board including rack and 2 M3 panel mounting screws.

The connection cables KAB-SDCARD-USB-A-M-0500RK or a custom specific cable must be ordered separately.

A SD- or SDHC-card is NOT included and cannot be ordered at ES&S Solutions GmbH

DISCLAIMER:

In the absence of confirmation by device specification sheets, ES&S Solutions GmbH takes no responsibility for any defects that occur in equipment using any of ES&S's devices, shown in catalogs, data books, etc. Contact ES&S in order to obtain the latest device specification sheets before using any ES&S's device. ES&S reserves the right to make changes in the specifications, characteristics, data, materials, structures and other contents described herein at any time without notice in order to improve design or reliability. Contact ES&S in order to obtain the latest specification sheets before using any ES&S's device. Manufacturing locations are also subject to change without notice. Observe the following points when using any device in this publication. ES&S takes no responsibility for damage caused by improper use of the devices. ES&S's devices shall not be used for equipment that requires extremely high level of reliability, such as: -Military and space applications -Nuclear power control equipment -Medical equipment for life support

2. Pictures

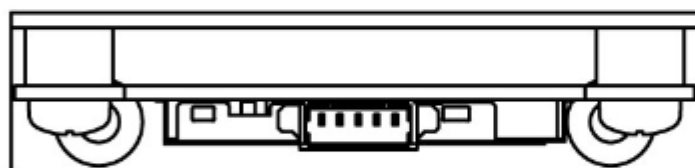
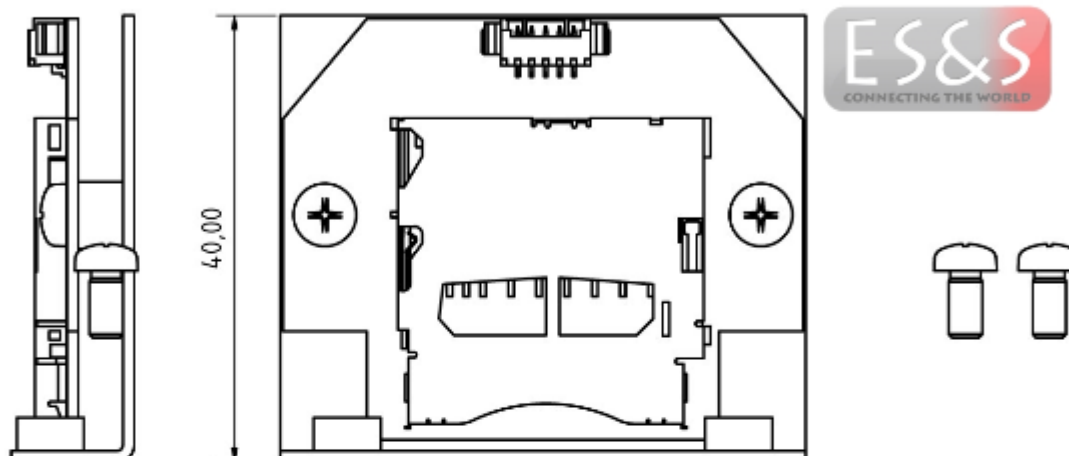
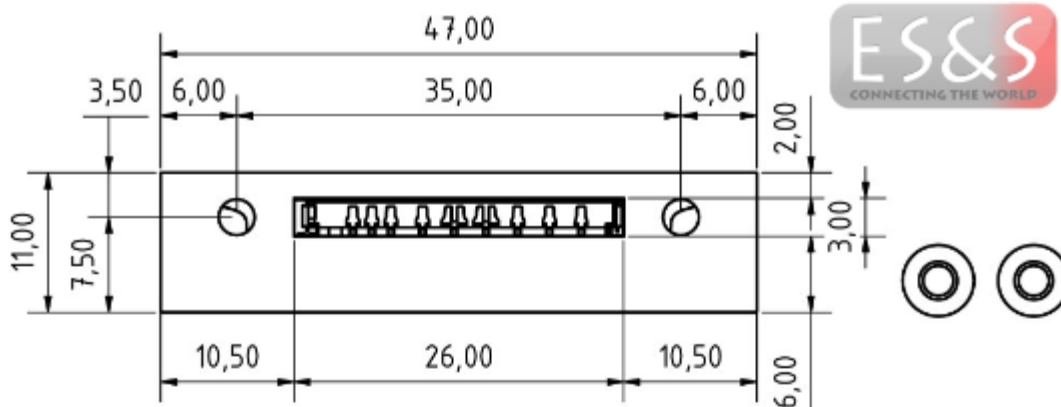


3. Dimension

Size: 40.0 (l) x 47.0 (w) x 11.0 (h) (in mm)

DISCLAIMER:

In the absence of confirmation by device specification sheets, ES&S Solutions GmbH takes no responsibility for any defects that occur in equipment using any of ES&S's devices, shown in catalogs, data books, etc. Contact ES&S in order to obtain the latest device specification sheets before using any ES&S's device. ES&S reserves the right to make changes in the specifications, characteristics, data, materials, structures and other contents described herein at any time without notice in order to improve design or reliability. Contact ES&S in order to obtain the latest specification sheets before using any ES&S's device. Manufacturing locations are also subject to change without notice. Observe the following points when using any device in this publication. ES&S takes no responsibility for damage caused by improper use of the devices. ES&S's devices shall not be used for equipment that requires extremely high level of reliability, such as: -Military and space applications -Nuclear power control equipment -Medical equipment for life support



ES&S Solutions GmbH · Gewerbering 2 · 41751 Viersen · GERMANY · www.esskabel.de
fon: +49 (0)2162 - 266 18 0 · fax: +49 (0)2162 - 266 18 88 · info@esskabel.de

REV: 1.01 4/5
Copyright© 2016

DISCLAIMER:

In the absence of confirmation by device specification sheets, ES&S Solutions GmbH takes no responsibility for any defects that occur in equipment using any of ES&S's devices, shown in catalogs, data books, etc. Contact ES&S in order to obtain the latest device specification sheets before using any ES&S's device. ES&S reserves the right to make changes in the specifications, characteristics, data, materials, structures and other contents described herein at any time without notice in order to improve design or reliability. Contact ES&S in order to obtain the latest specification sheets before using any ES&S's device. Manufacturing locations are also subject to change without notice. Observe the following points when using any device in this publication. ES&S takes no responsibility for damage caused by improper use of the devices. ES&S's devices shall not be used for equipment that requires extremely high level of reliability, such as: -Military and space applications -Nuclear power control equipment -Medical equipment for life support



4. Temperature ranges

Operating temperature: -20°C to 85°C

Storage temperature: -40°C to 85°C

5. Weight

Weight without packaging: 16.2 g

Weight with packaging: 18.0 g

6. Pinout:

1. VCC
2. D+
3. D-
4. GND
5. SHIELD

DISCLAIMER:

In the absence of confirmation by device specification sheets, ES&S Solutions GmbH takes no responsibility for any defects that occur in equipment using any of ES&S's devices, shown in catalogs, data books, etc. Contact ES&S in order to obtain the latest device specification sheets before using any ES&S's device. ES&S reserves the right to make changes in the specifications, characteristics, data, materials, structures and other contents described herein at any time without notice in order to improve design or reliability. Contact ES&S in order to obtain the latest specification sheets before using any ES&S's device. Manufacturing locations are also subject to change without notice. Observe the following points when using any device in this publication. ES&S takes no responsibility for damage caused by improper use of the devices. ES&S's devices shall not be used for equipment that requires extremely high level of reliability, such as: -Military and space applications -Nuclear power control equipment -Medical equipment for life support