


ADA-DF9-41



adapter board DF9-41S-1V to DF13-40DP-1.25V

DISCLAIMER:

In the absence of confirmation by device specification sheets, ES&S Solutions GmbH takes no responsibility for any defects that occur in equipment using any of ES&S's devices, shown in catalogs, data books, etc. Contact ES&S in order to obtain the latest device specification sheets before using any ES&S's device. ES&S reserves the right to make changes in the specifications, characteristics, data, materials, structures and other contents described herein at any time without notice in order to improve design or reliability. Contact ES&S in order to obtain the latest specification sheets before using any ES&S's device. Manufacturing locations are also subject to change without notice. Observe the following points when using any device in this publication. ES&S takes no responsibility for damage caused by improper use of the devices. ES&S's devices shall not be used for equipment that requires extremely high level of reliability, such as: -Military and space applications -Nuclear power control equipment -Medical equipment for life support

1. Functional description

Adapter from DF9-41S-1V to DF13-40DP-1.25V


for TTL LCD's from SHARP, NEC, etc.

This adapter requires a cable with the following part no.: KAB-DF13-40DS-31POL-0500FK

Or adapter set incl. cable assembly part no.: ADA-DF9-40-SET-0500FK

CN1: DF9-41

CN2: DF13-40DP-1.25V



Connection pinout:

CN1	CN2	Cable	CN1	CN2	Cable
1	n.c.		22	20	br
2	40	br	23	19	rt
3	39	rt	24	18	or
4	38	or	25	17	ge
5	37	ge	26	16	gn
6	36	gn	27	15	bl
7	35	bl	28	14	ll
8	34	ll	29	13	gr
9	33	gr	30	12	ws
10	32	ws	31	11	sw
11	31	sw	32	10	br
12	30	br	33	9	rt
13	29	rt	34	8	or
14	28	or	35	7	ge
15	27	ge	36	6	gn
16	26	gn	37	5	bl
17	25	bl	38	4	ll
18	24	ll	39	3	gr
19	23	gr	40	2	ws
20	22	ws	41	1	sw
21	21	sw			

Connectors: *used*

CN1: DF9-41S-1V(20)
CN2: DF13-40DP-1.25V


corresponding connector

D9(A)-41P-1V
DF13-40DS-1.25C

DISCLAIMER:

In the absence of confirmation by device specification sheets, ES&S Solutions GmbH takes no responsibility for any defects that occur in equipment using any of ES&S's devices, shown in catalogs, data books, etc. Contact ES&S in order to obtain the latest device specification sheets before using any ES&S's device. ES&S reserves the right to make changes in the specifications, characteristics, data, materials, structures and other contents described herein at any time without notice in order to improve design or reliability. Contact ES&S in order to obtain the latest specification sheets before using any ES&S's device. Manufacturing locations are also subject to change without notice. Observe the following points when using any device in this publication. ES&S takes no responsibility for damage caused by improper use of the devices. ES&S's devices shall not be used for equipment that requires extremely high level of reliability, such as: -Military and space applications -Nuclear power control equipment -Medical equipment for life support

2. Pictures



3. Dimension

Size: 32.0 (l) x 7.0 (w) x 10.0 (h) (in mm)

4. Temperature ranges

Operating temperature: -20°C to 85°C

Storage temperature: -40°C to 85°C

5. Weight

Weight without packaging: 2.1 g

Weight with packaging: 3.5 g

DISCLAIMER:

In the absence of confirmation by device specification sheets, ES&S Solutions GmbH takes no responsibility for any defects that occur in equipment using any of ES&S's devices, shown in catalogs, data books, etc. Contact ES&S in order to obtain the latest device specification sheets before using any ES&S's device. ES&S reserves the right to make changes in the specifications, characteristics, data, materials, structures and other contents described herein at any time without notice in order to improve design or reliability. Contact ES&S in order to obtain the latest specification sheets before using any ES&S's device. Manufacturing locations are also subject to change without notice. Observe the following points when using any device in this publication. ES&S takes no responsibility for damage caused by improper use of the devices. ES&S's devices shall not be used for equipment that requires extremely high level of reliability, such as: -Military and space applications -Nuclear power control equipment -Medical equipment for life support