




CHARACTERISTICS OF FLEXIBLE FLAT CABLE

Item	Unit	Specification				
		(Pitch 0.5mm)	(Pitch 0.8mm)	(Pitch 1.0mm)	(Pitch 1.25mm)	(Pitch 2.54mm)
Conductor Size	mm	0.035(t)*0.30(w) 0.05(t)*0.30(w)	0.05(t)*0.5(w) 0.1(t)*0.5(w)	0.035(t)*0.65(w) 0.05(t)*0.65(w) 0.1(t)*0.65(w)	0.05(t)*0.8(w) 0.1(t)*0.8(w)	0.1(t)*1.27(w)
Insulation		Flame Retardant Polyester Film				
No. of Pins (N)		4~180	4~120	2~100	2~80	2~39
Overall Length	mm	min. 20				
Pitch of contact (P)	mm	0.5±0.05	0.8±0.10	1.0±0.1	1.25±0.1	2.54±0.2
Total Width (W)	mm	0.5(N+1)±0.05	0.8(N+1)±0.1	1.0(N+1)±0.1	1.25(N+1)±0.15	2.54(N+1)±0.2
Contact Length (S1,S2)	mm	2~5 ± 0.5~1.0				
Stiffener Length (B1,B2)	mm	5~20 ± 1~2				
Insert Thickness (T)	mm	0.3 ± 0.05				

Item	Unit	Property				
		(Pitch 0.5mm)	(Pitch 0.8mm)	(Pitch 1.0mm)	(Pitch 1.25mm)	(Pitch 2.54mm)
Conductor Size	mm	0.035(t)*0.30(w) 0.05(t)*0.30(w)	0.05(t)*0.5(w) 0.1(t)*0.5(w)	0.035(t)*0.65(w) 0.05(t)*0.65(w) 0.1(t)*0.65(w)	0.05(t)*0.8(w) 0.1(t)*0.8(w)	0.1(t)*1.27(w)
Max. Conductor Resistance	Ω/M	2.13	0.85	0.94	0.53	0.17
		1.42	0.43	0.60	0.26	
				0.35		
Rated current (reference)	A	0.4	1.0	0.8	1.5	3.0
		0.5	2.0	1.0	3.0	
				2.0		
Min. Film Resistance	mΩ	Min. 100mΩ	Min. 100mΩ	Min. 100mΩ	Min. 100mΩ	Min. 100mΩ
Dielectric Strength	V/min.	500	500	500	500	500
UL Style	No.	UL2896 / UL20624 / UL20861 / UL2643				
Rating		80 °C 30V / 80 °C 60V / 105 °C 60V / 105 °C 300V				
Flame Retardance		VW-1				

write	Review	approval
		
2017.10.31		2017.10.31