


# ADA-USB-PANEL-FLAT



USB - Adapter for panel mounting low height

**DISCLAIMER:**

In the absence of confirmation by device specification sheets, ES&S Solutions GmbH takes no responsibility for any defects that occur in equipment using any of ES&S's devices, shown in catalogs, data books, etc. Contact ES&S in order to obtain the latest device specification sheets before using any ES&S's device. ES&S reserves the right to make changes in the specifications, characteristics, data, materials, structures and other contents described herein at any time without notice in order to improve design or reliability. Contact ES&S in order to obtain the latest specification sheets before using any ES&S's device. Manufacturing locations are also subject to change without notice. Observe the following points when using any device in this publication. ES&S takes no responsibility for damage caused by improper use of the devices. ES&S's devices shall not be used for equipment that requires extremely high level of reliability, such as: -Military and space applications -Nuclear power control equipment -Medical equipment for life support

## 1. Functional description

The ADA-USB-FLAT-PANEL adapter is a board to connect a USB-A socket to a 5pin DF13-05P-1.25H connector. This board with an especially **low installation height** can be mount with bolts to a housing wall (panel mounting).

- site 1: 4-pin. USB male SMT
- site 2: 5-pin. DF13-05P-1.25H
- RoHS compliant

suitable for connection with customer specific cables.

suitable for connection with ES&S standard cables, e.g. KAB-ADA-USB-AM-0500-FLAT (side 1: DF13-05S-1.25C to side 2: USB Typ A male, L = 500 mm)

screws, spacer and cables are not incl.

## 2. Pictures



**DISCLAIMER:**

In the absence of confirmation by device specification sheets, ES&S Solutions GmbH takes no responsibility for any defects that occur in equipment using any of ES&S's devices, shown in catalogs, data books, etc. Contact ES&S in order to obtain the latest device specification sheets before using any ES&S's device. ES&S reserves the right to make changes in the specifications, characteristics, data, materials, structures and other contents described herein at any time without notice in order to improve design or reliability. Contact ES&S in order to obtain the latest specification sheets before using any ES&S's device. Manufacturing locations are also subject to change without notice. Observe the following points when using any device in this publication. ES&S takes no responsibility for damage caused by improper use of the devices. ES&S's devices shall not be used for equipment that requires extremely high level of reliability, such as: -Military and space applications -Nuclear power control equipment -Medical equipment for life support



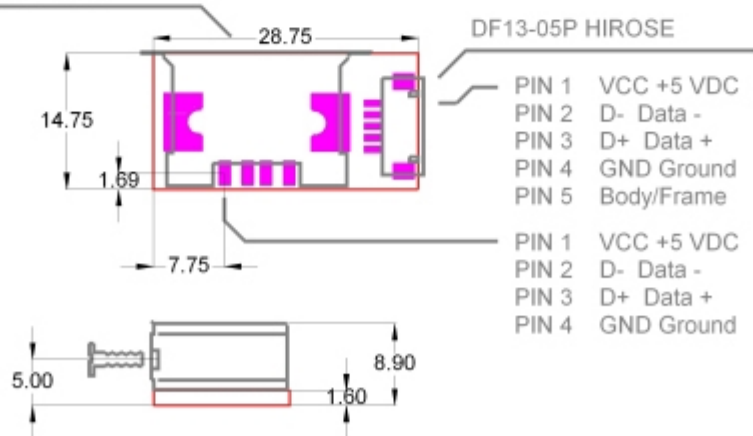
### 3. Dimension

Size: 30.5 (l) x 14.9 (w) x 9.5 (h) (in mm)

**DISCLAIMER:**

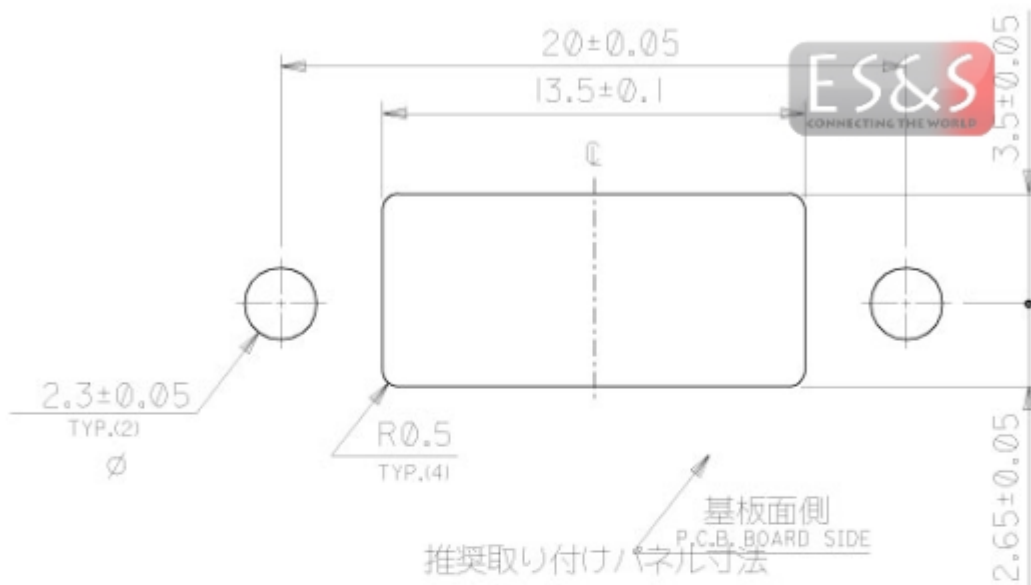
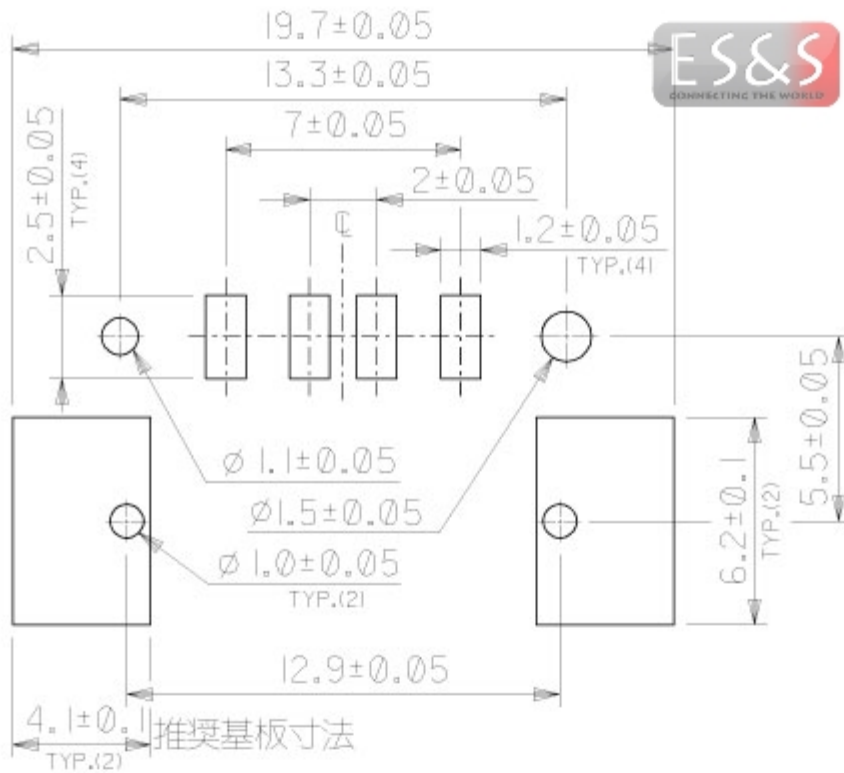
In the absence of confirmation by device specification sheets, ES&S Solutions GmbH takes no responsibility for any defects that occur in equipment using any of ES&S's devices, shown in catalogs, data books, etc. Contact ES&S in order to obtain the latest device specification sheets before using any ES&S's device. ES&S reserves the right to make changes in the specifications, characteristics, data, materials, structures and other contents described herein at any time without notice in order to improve design or reliability. Contact ES&S in order to obtain the latest specification sheets before using any ES&S's device. Manufacturing locations are also subject to change without notice. Observe the following points when using any device in this publication. ES&S takes no responsibility for damage caused by improper use of the devices. ES&S's devices shall not be used for equipment that requires extremely high level of reliability, such as: -Military and space applications -Nuclear power control equipment -Medical equipment for life support

Alternative zu  
 Molex 54366-0478



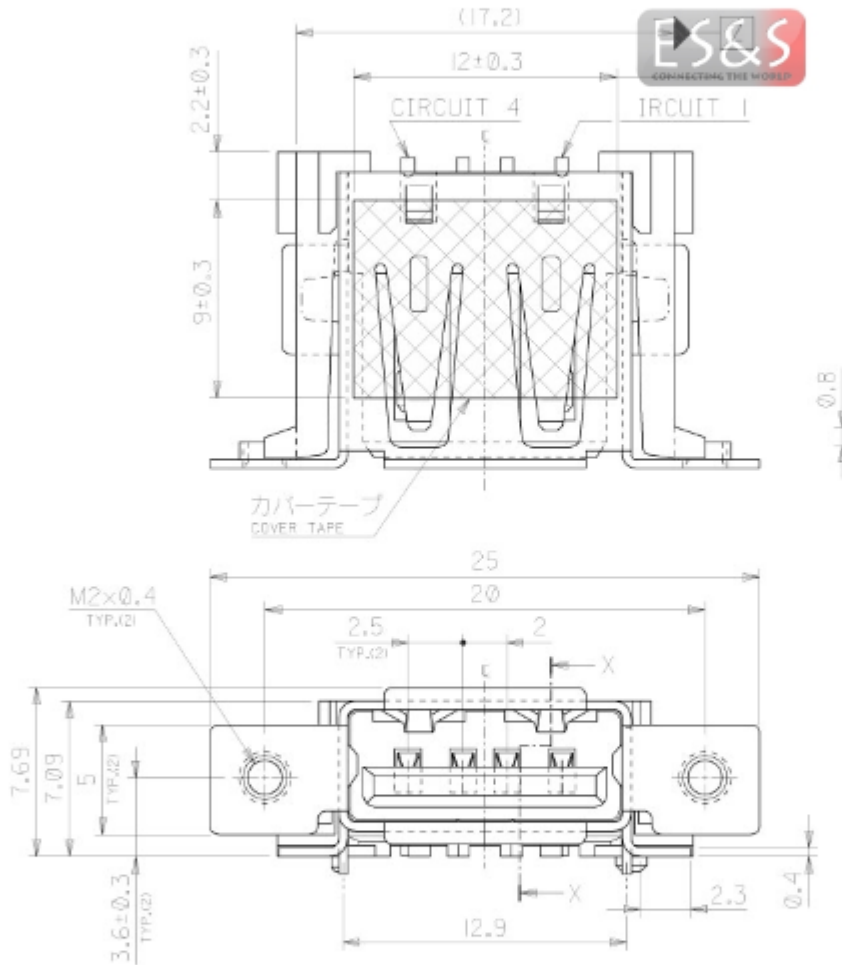
**DISCLAIMER:**

In the absence of confirmation by device specification sheets, ES&S Solutions GmbH takes no responsibility for any defects that occur in equipment using any of ES&S's devices, shown in catalogs, data books, etc. Contact ES&S in order to obtain the latest device specification sheets before using any ES&S's device. ES&S reserves the right to make changes in the specifications, characteristics, data, materials, structures and other contents described herein at any time without notice in order to improve design or reliability. Contact ES&S in order to obtain the latest specification sheets before using any ES&S's device. Manufacturing locations are also subject to change without notice. Observe the following points when using any device in this publication. ES&S takes no responsibility for damage caused by improper use of the devices. ES&S's devices shall not be used for equipment that requires extremely high level of reliability, such as: -Military and space applications -Nuclear power control equipment -Medical equipment for life support



**DISCLAIMER:**

In the absence of confirmation by device specification sheets, ES&S Solutions GmbH takes no responsibility for any defects that occur in equipment using any of ES&S's devices, shown in catalogs, data books, etc. Contact ES&S in order to obtain the latest device specification sheets before using any ES&S's device. ES&S reserves the right to make changes in the specifications, characteristics, data, materials, structures and other contents described herein at any time without notice in order to improve design or reliability. Contact ES&S in order to obtain the latest specification sheets before using any ES&S's device. Manufacturing locations are also subject to change without notice. Observe the following points when using any device in this publication. ES&S takes no responsibility for damage caused by improper use of the devices. ES&S's devices shall not be used for equipment that requires extremely high level of reliability, such as: -Military and space applications -Nuclear power control equipment -Medical equipment for life support



#### 4. Temperature ranges

Operating temperature: -20°C to 85°C

Storage temperature: -40°C to 85°C

#### 5. Weight

Weight without packaging: 4.2 g

Weight with packaging: 6.5 g

**DISCLAIMER:**

In the absence of confirmation by device specification sheets, ES&S Solutions GmbH takes no responsibility for any defects that occur in equipment using any of ES&S's devices, shown in catalogs, data books, etc. Contact ES&S in order to obtain the latest device specification sheets before using any ES&S's device. ES&S reserves the right to make changes in the specifications, characteristics, data, materials, structures and other contents described herein at any time without notice in order to improve design or reliability. Contact ES&S in order to obtain the latest specification sheets before using any ES&S's device. Manufacturing locations are also subject to change without notice. Observe the following points when using any device in this publication. ES&S takes no responsibility for damage caused by improper use of the devices. ES&S's devices shall not be used for equipment that requires extremely high level of reliability, such as: -Military and space applications -Nuclear power control equipment -Medical equipment for life support