

CUSTOMER COPY

Electrical Characteristics :
 Current rating : 0.5A AC / DC
 Voltage rating : 50V AC / DC
 Temperature range : -25°~+85°
 Withstand Voltage : 200V AC / Minute
 Contact Resistance : $\leq 20m\Omega$
 Insulation Resistance : $\geq 500m\Omega$

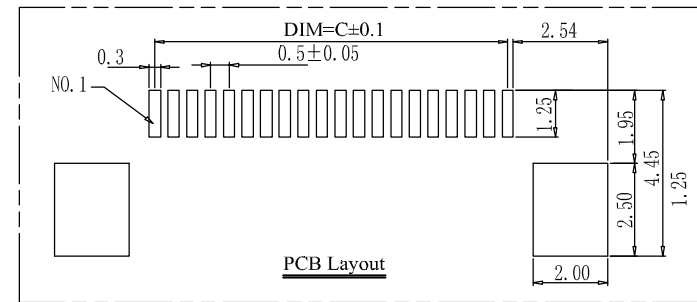
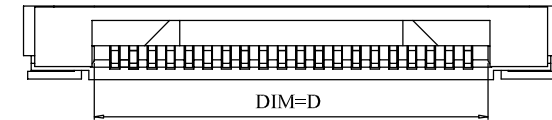
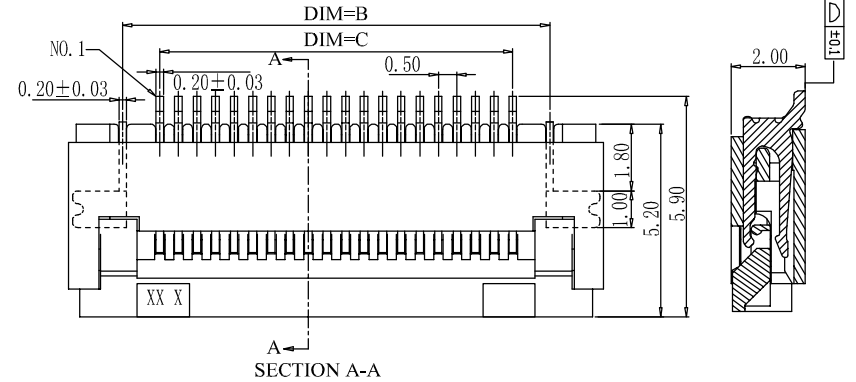
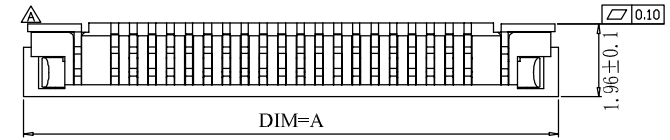
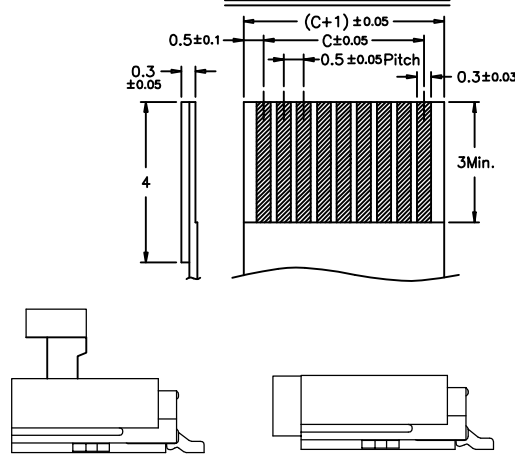
Material Description:
 Terminal : Phosphor Bronze Tin-Plated or Gold Flash-Plated
 Fitting Nail : Brass Tin-plated
 Housing : Thermoplastic (UL94V-0)
 Slider : Thermoplastic (UL94V-0)

■ PART NO.

VI-FPC05PSN-H20-XX-X-X-L

Series: _____ L: Low Pb
 No. Of Contacts: _____ Plating:
 04~ 60 pin A: dim Tin
 T: Tube R: Reel B: Gold flash

Applicable FPC



★ Have Produce Pin Number

pin	DIMA	DIMB	DIMC	DIMD
★ 04	6.4	3.5	1.5	2.6
★ 05	6.9	4.0	2.0	3.1
★ 06	7.4	4.5	2.5	3.6
★ 07	7.9	5.0	3.0	4.1
★ 08	8.4	5.5	3.5	4.6
★ 09	8.9	6.0	4.0	5.1
★ 10	9.4	6.5	4.5	5.6
★ 11	9.9	7.0	5.0	6.1
★ 12	10.4	7.5	5.5	6.6
★ 13	10.9	8.0	6.0	7.1
★ 14	11.4	8.5	6.5	7.6
★ 15	11.9	9.0	7.0	8.1
★ 16	12.4	9.5	7.5	8.6
★ 17	12.9	10.0	8.0	9.1
★ 18	13.4	10.5	8.5	9.6
★ 19	13.9	11.0	9.0	10.1
★ 20	14.4	11.5	9.5	10.6
★ 21	14.9	12.0	10.0	11.1
★ 22	15.4	12.5	10.5	11.6

pin	DIMA	DIMB	DIMC	DIMD
★ 23	15.9	13.0	11.0	12.1
★ 24	16.4	13.5	11.5	12.6
★ 25	16.9	14.0	12.0	13.1
★ 26	17.4	14.5	12.5	13.6
★ 27	17.9	15.0	13.0	14.1
★ 28	18.4	15.5	13.5	14.6
★ 29	18.9	16.0	14.0	15.1
★ 30	19.4	16.5	14.5	15.6
★ 31	19.9	17.0	15.0	16.1
★ 32	20.4	17.5	15.5	16.6
★ 33	20.9	18.0	16.0	17.1
★ 34	21.4	18.5	16.5	17.6
★ 35	21.9	19.0	17.0	18.1
★ 36	22.4	19.5	17.5	18.6
★ 37	22.9	20.0	18.0	19.1
★ 38	23.4	20.5	18.5	19.6
★ 39	23.9	21.0	19.0	20.1
★ 40	24.4	21.5	19.5	20.6
★ 41	24.9	22.0	20.0	21.1

pin	DIMA	DIMB	DIMC	DIMD
★ 42	25.4	22.5	20.5	21.6
★ 43	25.9	23.0	21.0	22.1
★ 44	26.4	23.5	21.5	22.6
★ 45	26.9	24.0	22.0	23.1
★ 46	27.4	24.5	22.5	23.6
★ 47	27.9	25.0	23.0	24.1
★ 48	28.4	25.5	23.5	24.6
★ 49	28.9	26.0	24.0	25.1
★ 50	29.4	26.5	24.5	25.6
★ 51	29.9	27.0	25.0	26.1
★ 52	30.4	27.5	25.5	26.6
★ 53	30.9	28.0	26.0	27.1
★ 54	31.4	28.5	26.5	27.6
★ 55	31.9	29.0	27.0	28.1
★ 56	32.4	29.5	27.5	28.6
★ 57	32.9	30.0	28.0	29.1
★ 58	33.4	30.5	28.5	29.6
★ 59	33.9	31.0	29.0	30.1
★ 60	34.4	31.5	29.5	30.6
★ 64	36.4	33.5	31.5	32.6

TITLE FPC/FFC Connector 0.5mm Press Type H=2.0mm	TOLERANCES		ES&S Solutions GmbH www.eskabel.de
	0.0	±0.15	
DWG.NO. FPC05PSN-H20	0.00	±0.10	DESCRIPTION
	ANG. ±0° 30'		
PART NO. VI-FPC05PSN-H20-XX-X-X-L	SCALE	UNIT	CHR. BY Vincent
	mm	DATE 07/08/04	FINISH
DY. BY Ares		DATE 07/08/04	PROJECTION 1 OF 1