


INFORMATIONEN zu FFC-Kabel | *Information about FFC cables*

Bestellcode | *order code*




Konfigurieren Sie Ihr eigenes FFC-Kabel mit unserem komfortablen [FFC Konfigurator](#). <- Einfach hier klicken
 Configure your own FFC cable with our easy to handle [FFC configurator](#). <- Just click here

info@esskabel.de | www.esskabel.de

INFORMATIONEN zu FFC-Kabel | *Information about FFC cables*

Übersicht der Abisolierungen | *Overview of stripping*

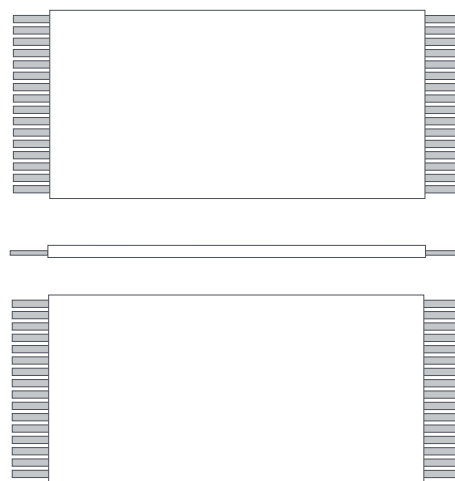
Typ A: gleichseitig abisoliert & verstärkt
stripped & reinforced on the same side



Typ B: beidseitig abisoliert, einseitig verstärkt
(einseitig verlötbar)
*stripped on both sides, reinforced on one side
(can be soldered on one side)*



Typ C: beidseitig abisoliert
(beidseitig verlötbar)
*stripped on both sides
(can be soldered on both sides)*



Typ D: gegenseitig abisoliert und verstärkt
stripped & reinforced of each other



INFORMATIONEN zu FFC-Kabel | *Information about FFC cables*

FFC Eigenschaften | *Characteristics of Flexible Flat Cable*

Item	Unit	Specification				
		(Pitch 0.5mm)	(Pitch 0.8mm)	(Pitch 1.0mm)	(Pitch 1.25mm)	(Pitch 2.54mm)
Conductor Size	mm	0.035(t)*0.30(w) 0.05(t)*0.30(w)	0.05(t)*0.5(w) 0.1(t)*0.5(w)	0.035(t)*0.65(w) 0.05(t)*0.65(w) 0.1(t)*0.65(w)	0.05(t)*0.8(w) 0.1(t)*0.8(w)	0.1(t)*1.27(w)
Insulation		Flame Retardant Polyester Film white & black				
No. of Pins (N)		4~180	4~120	2~100	2~80	2~39
Overall Length	mm	min. 20				
Pitch of contact (P)	mm	0.5±005	0.8±0.10	1.0±0.1	1.25±0.1	2.54±0.2
Total Width (W)	mm	0.5(N+1)±0.05	0.8(N+1)±0.1	1.0(N+1)±0.1	1.25(N+1)±0.15	2.54(N+1)±0.2
Contact Length (S1,S2)	mm	2~5±0.5~1.0				
Stiffener Length (B1,B2)	mm	5~20±1~2				
Insert Thickness (T)	mm	0.3±0.05				

Item	Unit	Property				
Conductor Size	mm	0.035(t)*0.30(w) 0.05(t)*0.30(w)	0.05(t)*0.5(w) 0.1(t)*0.5(w)	0.035(t)*0.65(w) 0.05(t)*0.65(w) 0.1(t)*0.65(w)	0.05(t)*0.8(w) 0.1(t)*0.8(w)	0.1(t)*1.27(w)
Max. Conductor Resistance	Ω/M	2.13 1.42	0.85 0.43	0.94 0.60 0.35	0.53 0.26	0.17
Rated Current (Reference)	A	0.4 0.5	1.0 2.0	1.0 1.0 2.0	1.5 3.0	3.0
Min. Film Resistance	mΩ	Min. 100mΩ	Min. 100mΩ	Min. 100mΩ	Min. 100mΩ	Min. 100mΩ
Dielectric Strength	V/min.	500	500	500	500	500
UL Style	No.	UL2896 / UL20624 / UL20861 / UL2643/ UL 20941				
Rating		80 °C 30V / 80 °C 60V / 105 °C 60V / 105 °C 300V				
Flame Retardance		VW-1				

INFORMATIONEN zu FFC-Kabel | *Information about FFC cables*

Toleranztabelle | *Standard tolerance chart*

pitch	Tolerance				
	pitch	span	width	margin	insert thickness
0.50 mm	±0.05	±0.05	±0.10	±0.10	0.3±0.05
1.0 mm ~ 1.25 mm	±0.10	±0.15	±0.15	±0.15	0.3±0.05
1.27 mm & ↑	±0.10	±0.20	±0.20	±0.20	0.3±0.05

length	
30 mm & ↓	± 1.5 mm
30 mm ~ 200 mm	± 2.0 mm
201 mm ~ 300 mm	± 3.0 mm
301 mm ~ 500 mm	± 4.0 mm
500 mm & ↑	± 5.0 mm

strip	
2 mm & ↓	± 0.5 mm
2.5 mm ~ 5 mm	± 1.0 mm

stiffener	
5 mm & ↓	± 1.5 mm
5 ~ 15 mm	± 2.0 mm
15 mm & ↑	± 3.0 mm

INFORMATIONEN zu FFC-Kabel | *Information about FFC cables*

PRODUCT

Dimension | Type

- Applicable UL Number for FFC

UL NO.	Voltage Rating	Operating Temperature	File NO.
UL 2896	30 V	80 °C	E 208946
UL 20624	60 V	80 °C	E 208946
UL 20861	60 V	105 °C	E 208946
UL 2643	300 V	105 °C	E 208946
UL 20941	90 V	105 °C	E 208946

Seletion Guide for Conductors

PITCH	0.3	0.5	0.8	1.0
Conductors Thickness x Width	0.3	0.05 x 0.3	0.05 x 0.5	0.1 x 0.65
	0.05 x 0.2	0.035 x 0.3	0.1 x 0.5	0.05 x 0.65
				0.035 x 0.65
				0.1 x 1.27
	1.25	1.27	2.0	2.54
	0.1 x 0.8	0.1 x 0.8	0.1 x 0.65	0.1 x 0.8
	0.05 x 0.8	0.05 x 0.8	0.1 x 0.8	0.1 x 1.27

QUALITY MANAGEMENT

Eletrical Characteristics

Item	Condition	Properties
Conductor Resistance	JIS C-3102 (@80°)	See below Conductor Resistance Table
Insulation Resistance	DC 500V	More than 100MΩ · m
Dielectric Strength	AC 500V 1 min.	No Breakdown

Physical and Chemical Properties (by UL2896)

Item	Condition	Properties
Operating Temp	—	-30°C ~ 80°C
Heat Resistance	85°C ~ 95 hrs	Pass
Heat Cycle Test	-40°C + 25°C + 85°C + 25°C (12 hrs x 2 cycle)	Pass
MoistureResistance	45°C, 95% RH x 96 hrs	Pass
Flame Resistance	UL Sub. 758	VW-1 Pass
Flexing Test	180° Folding Test	More than 20 times


Environment

- ROHS | ROHS II | REACH Compliance
- Low Smoke Halogen Free (LSHF) | Halogen free


Post Process

- EMI Shield
- AL-PET
 - Polyester Fabric
 - CU+NI Shield
 - Ground+Shield
 - More option available


folded / adhesive tape | *Faltung / Klebefestigung*



side catcher



gold plated / printed | *Vergoldung / Bedruckung*



heat resistant | *Hochtemperatur*

